Piso 4
Desenho de vigas
Concreto: C30, em geral
Aço das barras: CA-50 e CA-60
Aço dos estribos: CA-50 e CA-60
Escala vigas 1:50
Escala seções 1:25
Escala aberturas 1:25

Resumo Aço Desenho de vigas		Comp. total (m)	Peso+10% (kg)	Total
CA-50	Ø8	36.5	16	
	Ø10	41.5	28	
	Ø12.5	82.8	88	
	Ø16	29.9	52	184
CA-60	Ø5	273.0	47	47
Total				231

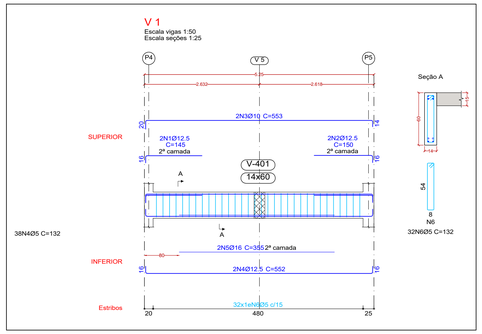

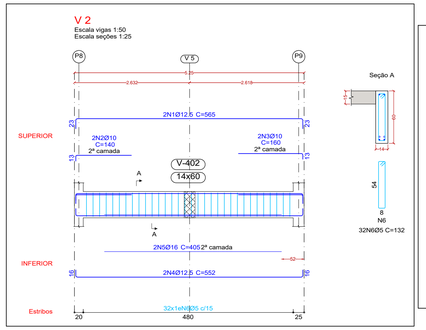

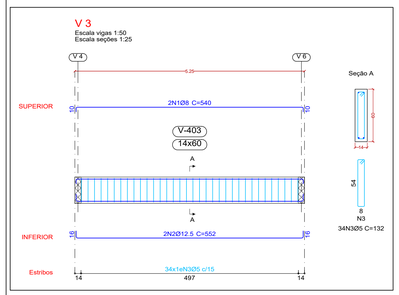

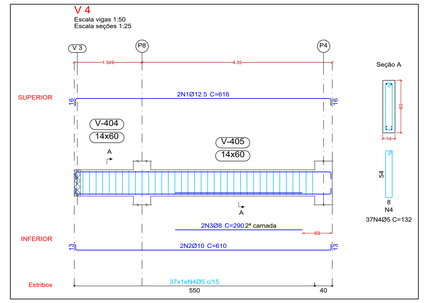

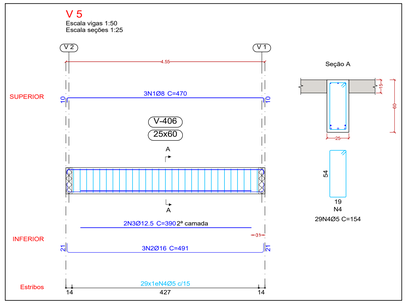

Detalhe Armação Vigas

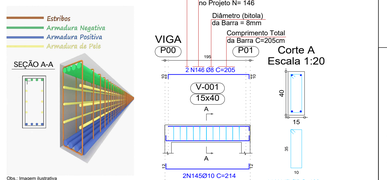

DIÂMETRO (D) DOS PINOS DE DOBRAMENTO PARA GANCHOS



BITOLA (Ø)	CA50	CA60
<20mm	5xØ	6xØ
>20mm	8xØ	—
estribo ≤10mm	3xØ	3xØ

NBR-6118

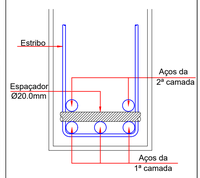

TRASPASSE DE VIGAS



Devem ser alternados

Bitola (mm)	A (cm)
Ø6.3	40
Ø8.0	50
Ø10.0	55
Ø12.5	70
Ø16.0	80

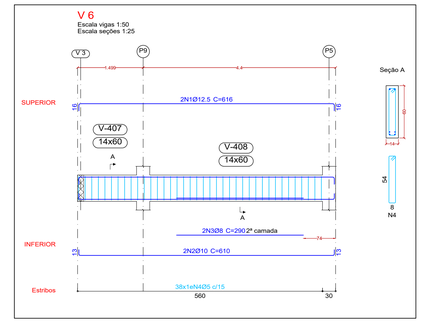

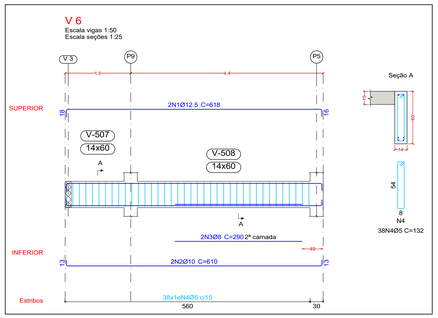

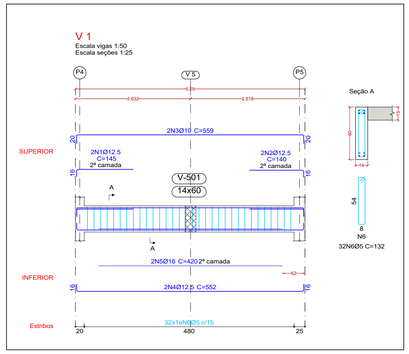

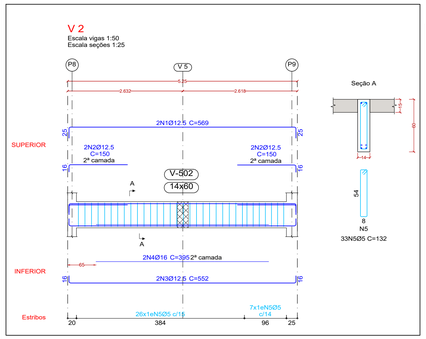

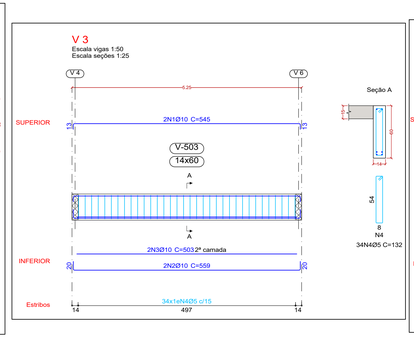

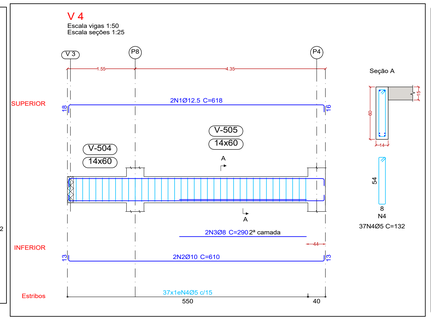

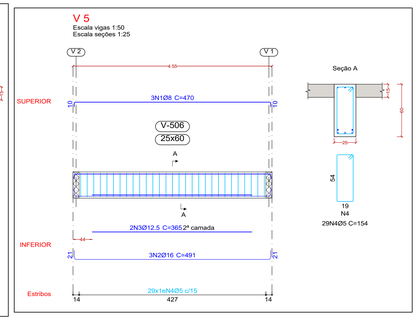

Piso 5
Desenho de vigas
Concreto: C30, em geral
Aço das barras: CA-50 e CA-60
Aço dos estribos: CA-50 e CA-60
Escala vigas 1:50
Escala seções 1:25
Escala aberturas 1:25

Resumo Aço Desenho de vigas		Comp. total (m)	Peso+10% (kg)	Total
CA-50	Ø8	25.7	11	
	Ø10	67.7	46	
	Ø12.5	77.2	82	
	Ø16	31.0	54	193
CA-60	Ø5	274.3	47	47
Total				240

Axial:t | nØxx(aa) aa | nØxx(aa+bb+cc) cc aa bb

PREFEITURA MUNICIPAL DE ARARANGUA - SC
SECRETARIA DE OBRAS, VIAÇÃO E SERVIÇOS URBANOS
ADM. CESAR A. CESAR / CRISTIANO S. COSTA

UTILIZE O LEITOR DE QR CODE E ACESSE A MODELAGEM 3D DA ESTRUTURA

Projeto:
ESTRUTURAL - CONCRETO ARMADO
Prancha: 16 / 20
OBRA: Escola de Formação de Professores do Mun. de Araranguá
End.: Rua Giácomo Antônio Mazzuco, Cidade Alta, Araranguá/SC
Assunto:
- Vigas Piso 04 e 05
- Resumo de Aço Vigas Piso 04 e 05

Colaboradores:
- Michel Vieira do Canto | Eng. Civil Crea/SC 100827-6
- Isabella Bilésimo Colodel | Eng. Civil (em formação)
- Michelly Gaudino | Eng. Civil (em formação)

Revisão: R00 17/11/2025
Escala: INDICADA

Responsável Técnico:
Luis Fernando Klar Serrano
Eng. Civil Crea/SC 89257-2
KS ENGENHARIA LTDA
Assinado de forma digital por LUIS FERNANDO KLAR SERRANO:93006533405
Dados: 2025.11.20 17:10:44 -03'00'

Proprietário:
Município de Araranguá
CNPJ Nº. 82.911.249/0001-13

DCALK ENGENHARIA | 3524-0125 | dcalkengenharia.com.br
Av. Getúlio Vargas, nº 980 - Centro - Araranguá/SC